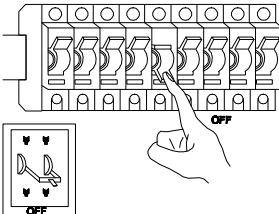
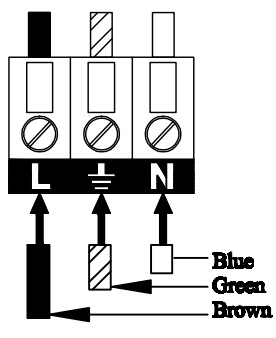
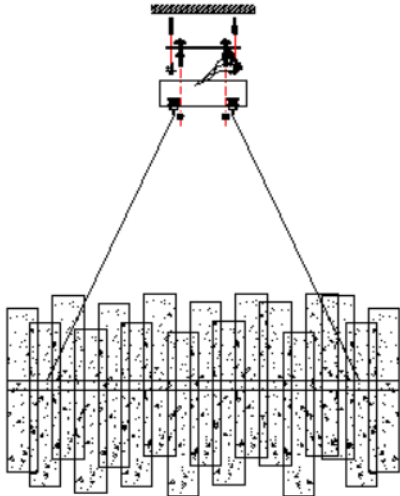
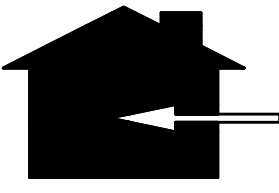
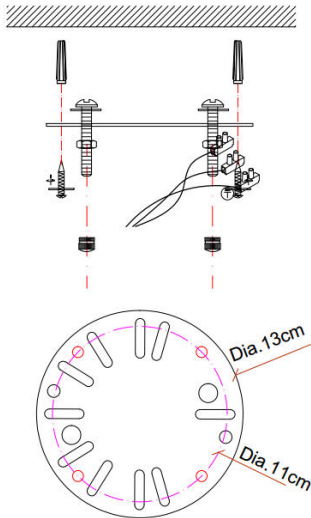
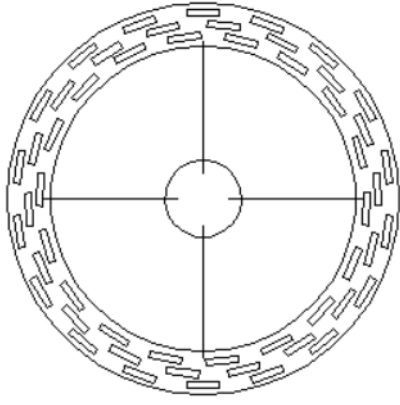
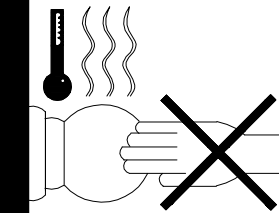



# INSTALLATION INSTRUCTION

## 10820/60

 <p>OFF</p>	<p>Lamp size: Dia.60 x Ht.30cm Size of hanging bar: Dia.13cm Gap of the holes for fixing the hanging bar: 11cm</p>	 <p>Blue Green Brown</p>
<p>LED strip, 50W, 3000K, warm light</p>		
 <p>Plan of the hanging bar</p> <p>The size of the hanging bar is Dia.13cm, the hole distance on the hanging bar is 11cm as shown.</p>		
		

### Installation instruction for this item:

1. Remove the cover and put the lamp on a clean place, then install the lamp;
2. The lamp is limited to used 60W bulb;
3. Fix the lamp body on the hung loop by the chain .

### Warning:

1. Turn off the main power at the circuit breaker before installing the lamp in order to prevent possible shock;
2. Please wear gloves when installing the lamp;
3. Don't exceed the rated voltage 240V;
4. Don't install on haven't finished ceiling and loose wood ceiling;
5. Don't use corrosive liquor to clean it ,just as acid liquor and alkaline liquor, please use soft cloth;
6. The lamp is made of glass ,installing carefully.